

NEW
MG
EXTENDER



Since 1924



5-YEAR
OR
100,000 KMS
WARRANTY

THE GIGANTIC PICKUP TRUCK THAT GIVES YOU MORE THAN TOUGHNESS

NEW MG EXTENDER, the gigantic pickup truck is equipped with a new armour - a modern design giving a stylish, tough and unique look which is ready to accompany you on every tough journey. **BRIT DYNAMIC** concept provides superior performance, handling, design and safety. **NEW MG EXTENDER** provides you with a larger body size, powerful fuel efficient engine, sleek exterior design, modern interior design, spacious cabin and ultimate comfort.

Bigger

The gigantic pickup truck awakens the strong hearts and lightens your burden.

Safer

Heavy loading, fuel efficient and beyond expectation of value-for-money.

More Powerful

The powerful 2.0 L turbo common rail engine with 161 HP can overcome all obstacles.

Smarter

Great responsiveness to your command with a 10" touchscreen and bluetooth connectivity.



EXTERIOR

Armoured up with a powerful design.



Mesmerize them all by the sleek lines and the new outstanding aggressive front grille design which are MG's unique identity that gives tough and modern look. The pickup truck has a large body size and automatic LED projector headlamps which give you more confidence and provide safety on roads.



NEW FRONT GRILLE



NEW HEADLAMP LED PROJECTOR



NEW DAYTIME RUNNING LIGHTS



NEW SIDE STEP



NEW 18" ALLOY WHEEL BICOLOUR



NEW LED C CURVE



INTERIOR

Spacious with sporty elegance and ultimate comfort

Enjoy new driving experience with a large cabin, soft touch console and door panel. Enhancing British stylish look with luxurious two-tone brown and black colour ergonomic seat. Maximizing your comfort with a 10-inch colour touchscreen, smartphone connection system and two USB ports which work together with a multi-function steering wheel with buttons for controlling hands-free calling and music, with 4 speakers to fit all lifestyles.



10" inch Infotainment



Push Start Button



Sporty Design Dashboard



Rear Passenger Vents

PERFORMANCE

Unstoppable power,
Unbeatable fuel efficiency




Performance is enhanced to overcome all obstacles with its 2.0 L turbo diesel common rail engine which generates a power of 161 HP and a torque of 375 Nm at 1,500-2,400 rpm. Utmost powerful performance yet fuel efficient. GRAND 4WD is ready to accompany you through every challenge you face, making all of your moves exciting and awakening your tough soul.



3 Driving modes

- Normal mode.
- Eco mode - for more fuel saving.
- Power mode - for driving that requires high power.



The 4WD system

The 4WD system can change from 2WD to 4WD and 4H without having to stop the vehicle. The 4L comes with a REAR AXLE DIFFERENTIAL LOCK to help you overcome the most challenging roads.



**2.0 DIESEL TURBO
161 HP**

B20

The 2.0 L turbo diesel common rail engine generates the utmost performance with a power of 161 HP.



6-Speed Automatic with manual mode



6-Speed manual transmission

SAFETY

Confidence in safety systems that protect you all through the journey.



Full Space Frame (FSF)



6.3m Turning Radius



4-Wheel Disc Brakes



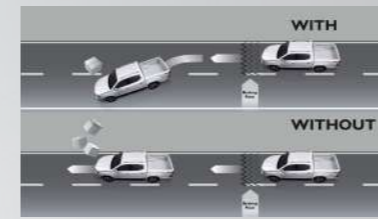
TPMS
Tyre Pressure Monitor System



Around view monitor
and reverse sensor

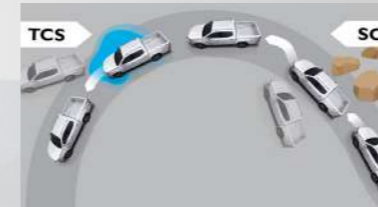


Rear view Camera with sound signal



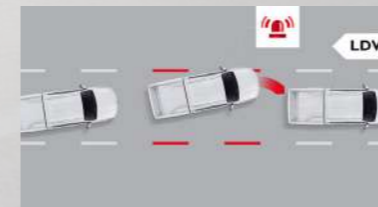
ABS + EBD + EBA

Be safer and always in-control even during sudden braking with the Anti-Lock Braking System. (ABS) which works with the Electronic Brake Force Distribution (EBD) to help the driver avoid obstacles while the Electronic Braking Assist (EBA) increases braking power.




SCS + TCS

The Stability Control System (SCS) helps you avoid sudden obstacles while the Traction Control System (TCS) prevents the truck from slipping despite wet road conditions. Enjoy driving with complete confidence.



LDW

Lane Departure Warning



HAS + HDC

Hill Start Assist System (HAS) and Hill Descent Control System (HDC).

Generate utmost protection with ADVANCE SYNCHRONIZED PROTECTION SYSTEM, a European safety standard, which works together seamlessly. Reducing risks and improving road safety with lane departure warning system. All-around view camera provides you a 360-degree view of the area surrounding the vehicle. Improved braking confidence with disc brakes at all four wheels, firm Euro tuning suspension, strong FULL SPACE FRAME, six airbags - side airbags, front airbags and curtain airbags makes every journey a safe journey.



ADVANCED SYNCHRONIZED PROTECTION SYSTEM

- ABS (ANTI-LOCK BRAKING SYSTEM)
- EBD (ELECTRONIC BRAKE FORCE DISTRIBUTION)
- EBA (ELECTRONIC BRAKE ASSIST)
- SCS (STABILITY CONTROL SYSTEM)
- TCS (TRACTION CONTROL SYSTEM)
- HAS (HILL START ASSIST SYSTEM)
- HDC (HILL DESCENT CONTROL SYSTEM)
- LDW (LANE DEPARTURE WARNING)
- TPMS (TYRE PRESSURE MONITOR SYSTEM)

INTERIOR & SEAT MATERIALS



2-TONE Leather Seats



Cloth Seats

EXTERIOR COLOURS



BLACK KNIGHT



METAL ASH GREY

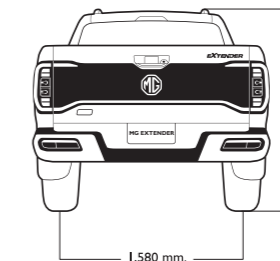
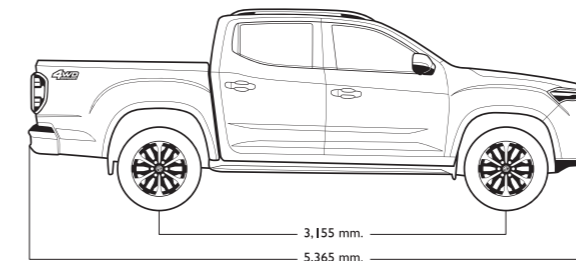
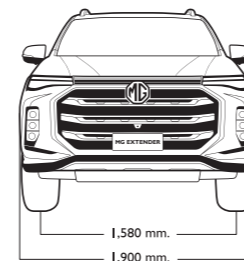


ARCTIC WHITE



SILVER METALLIC

DIMENSIONS



WHEELS



18 inch Alloy Wheel



16 inch Alloy Wheel

SPECIFICATIONS DOUBLE CAB

MODEL	MG EXTENDER		
	DOUBLE CAB		
	2 WHEEL DRIVE		4 WHEEL DRIVE
	2.0 DC GRAND D 6MT	2.0 DC GRAND X 6AT	2.0 DC GRAND 4WD X 6AT
ENGINE			
Engine Type	Diesel 2.0L 4 Cylinders DOHC 16 Valve Turbo Intercooler		
Injection Type	Common Rail Direct Injection		
Displacement (cc)	1,996		
Bore and Stroke (mm)	83.0 x 92.0		
Compression Ratio	15.9 : 1		
Max Power HP / rpm	161 / 4,000		
Max Torque (Nm / rpm)	375 / 1,500 – 2,400		
TRANSMISSION			
Transmission	6-Speed Manual	6-Speed Automatic	
4WD system with rear axle differential lock	–		•
SPECIFICATIONS			
Length (mm)	5,365		
Width (mm)	1,900		
Height (mm)	1,820		1,850
Length of cargo (mm)	1,485		
Width of cargo (mm)	1,510		
Height of cargo (mm)	530		
Wheel base (mm)	3,155		
Front/Rear Tread (mm)	1,580 / 1,580		
Ground Clearance (mm)	231		
Fuel Tank Capacity (L)	73		
Wheels and Tires	Alloy Wheel 16" 245 / 70 R16	Alloy Wheel 18" 255 / 60 R18	
Payload capacity	1,000kg		
Towing capacity	3,000kg		
STEERING AND SUSPENSION			
Type	Hydraulic Power Steering		
Minimum Turning Radius (m)	6.3		
Front suspension	Double-wish bone		
Rear suspension	Leaf-spring Suspension		
Front brake	Ventilation Disc Brake		
Rear brake	Disc Brake		
EXTERIOR FEATURES			
Projector Headlamps	LED		
LED Daytime Running Lights	•		
Auto On/Off Headlamps	•		
Rear LED lamp	•		
LED High Mount Stop Lamps	•		
Side door mirror, handle, rear tailgate	Chromium		
Side door mirror electric adjust and foldable with side turning lights	•		
Front Intermittent Wiper	Intermittence	Automatic	
Rear Window Defogger	•		
Front colour bumper	•		
Rear colour bumper	•		
Side Step	•		
Roof Rails	4x4 only		

MODEL	MG EXTENDER		
	DOUBLE CAB		
	2 WHEEL DRIVE		4 WHEEL DRIVE
	2.0 DC GRAND D 6MT	2.0 DC GRAND X 6AT	2.0 DC GRAND 4WD X 6AT
INTERIOR FEATURES AND AMENITIES			
Interior colour	Black	2-Tone Brown - Black	
Seat Material	Fabric	Leather / PU	
Soft Touch Decoration		•	
Steering Wheel 2 ways Adjustment		•	
Steering Wrapped	Urethane	Leather	
Steering Switch		•	
Cruise Control	–		•
6 - Ways Adjustable Driver Seat and 4 - Ways Adjustable Front Passenger Seat		•	–
Front Dual Power Seat	–		•
Rear seat fold up with storage and arm rest		•	
Sunshade with Vanity mirror		•	
Multi-Function Display		•	
Power Window: One Touch Up-Down Driver Side with Jam protection		•	
Day-Night Rear View Mirror	Manual	EC MIRROR	
AirConditioning	Manual	AUTO A/C	
Rear Air Ventilation		•	
Push Start Button	–		•
12V Socket / Remote Key / Map Light		•	
SAFETY FEATURES			
Body Structure: FSF (Full Space Frame)		•	
Anti-Lock Braking System (ABS), Electronic Brake Force Distribution (EBD)		•	
EBA (Electronic Brake Assist)		•	
SCS (Stability Control System)		•	
TCS (Traction Control System)		•	
HAS (Hill Start Assist System)		•	
HDC (Hill Descent Control System)		•	
TPMS (Tyre Pressure Monitor System)	–		•
LDW (Lane Departure Warning)	–		•
ISOFIX seat attachment points		•	
Front Seat Belt with Pretensions and Load Limiter		•	
3 Points Rear Seat Belts; 3 Positions		•	
Front Airbags		•	
Side Airbags and Curtain Airbags	–		•
360° Camera with Rear Parking Sensors	–		•
Rear View Camera with Rear Parking Sensors	•		–
Immobilizer Key and Security Alarm		•	
STEREO			
Multi Function Steering Wheel - Audio and Bluetooth Phone Control		•	
Speakers		6	
Radio MP3		•	
10-inch Touchscreen		•	
Bluetooth and 2 USB Ports		•	



Since 1924



MG Showroom
Ground floor, The Core Building
Ebene Cybercity, Mauritius
Tel : 468 88 00



MG Mauritius

www.mgmotor.mu



Autonexx
The Power of Choice

Terms and Conditions: Every effort has been made to ensure that the contents of this publication were accurate and up to date at the time of being published (June 2024). Please note colours and accessories are for illustrative purposes only. Colours and finishes replicated are subject to limitations of the printing process and may vary from actual colour and paint finish. MG Motor endorses a policy of continuous improvement and reserves the right to make changes at any time without notice to colours, accessories, material, design, shape, specification and models. Items may be discontinued at any time. Actual specifications may vary from the vehicles shown. For latest information, please speak to your MG dealer.